



# **KADUNA INVESTMENT PROMOTION AGENCY**

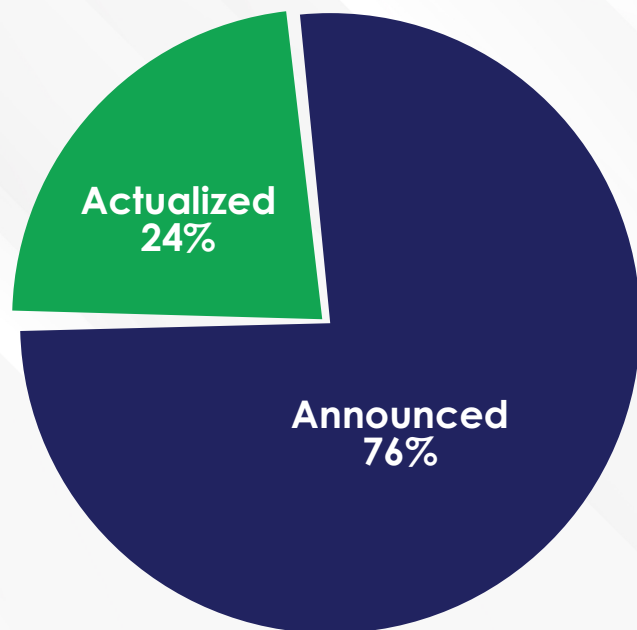
## **QUARTERLY INVESTMENT REPORT**

4th Quarter 2022 (October - December)

## 1.0 Investment Portfolio

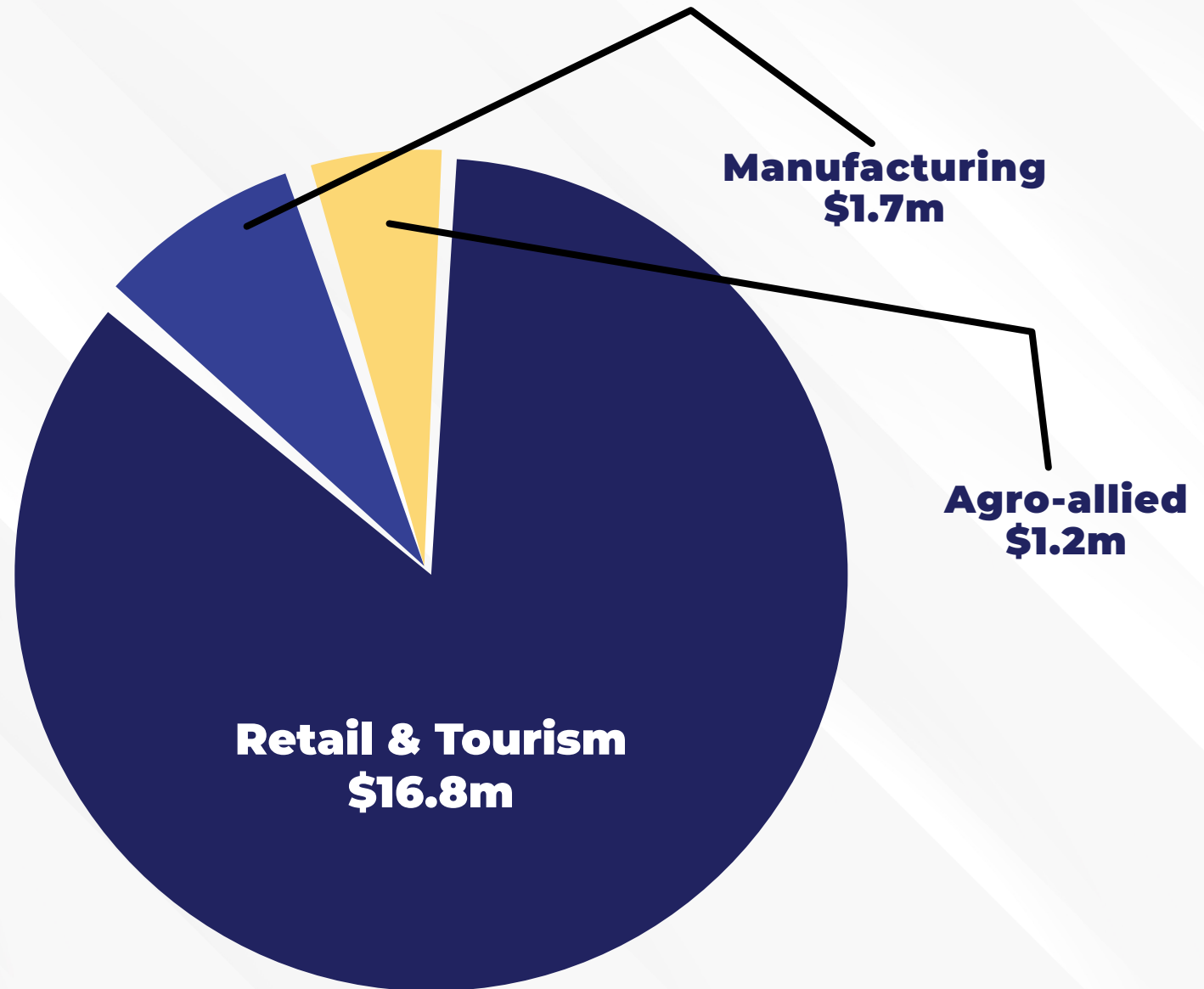
From the Third Quarter the Investment Portfolio stood at a total of \$4.54 Billion, going by the Economic Outlook of the State and the current slowdown of the Global Economy and also with preparations of the upcoming 2023 General Elections in the country the Fourth Quarter investment figures have dipped to as follows:

- 5 out of 22 investments were actualized in the various sectors and in different LGAs as disaggregated in page 2-3, to the tune of \$19.7 m
- The 22 total investments recorded both announced & actualized amounted to a sum of \$82.7m
- The Investment Portfolio of the State thereby grew by 1.82% to a total of \$4.62B

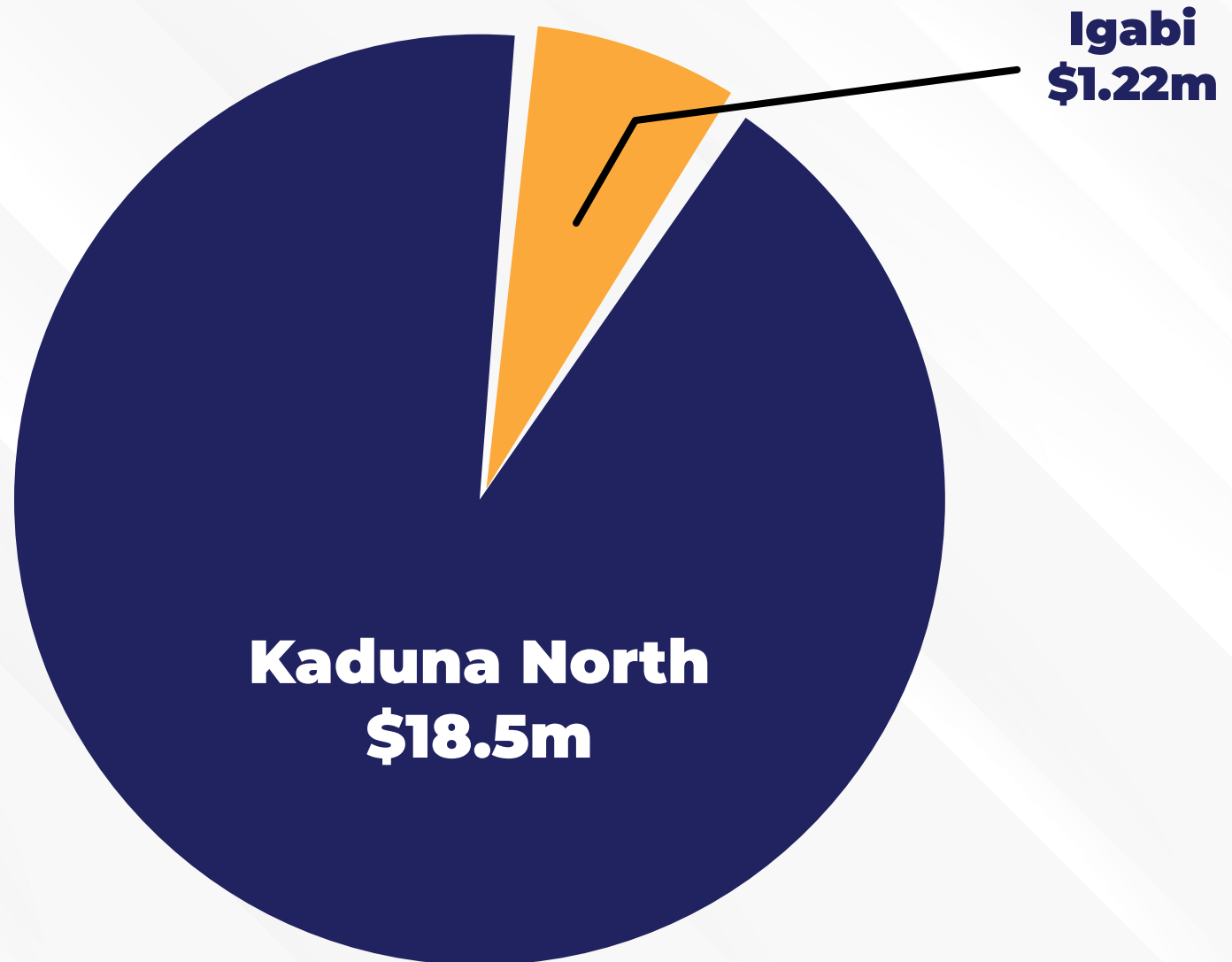


Actualized	\$62,948,245.19
Announced	\$19,725,961.54
Total	\$82,674,206.73

## 1.1 Actualized Investments across Sector



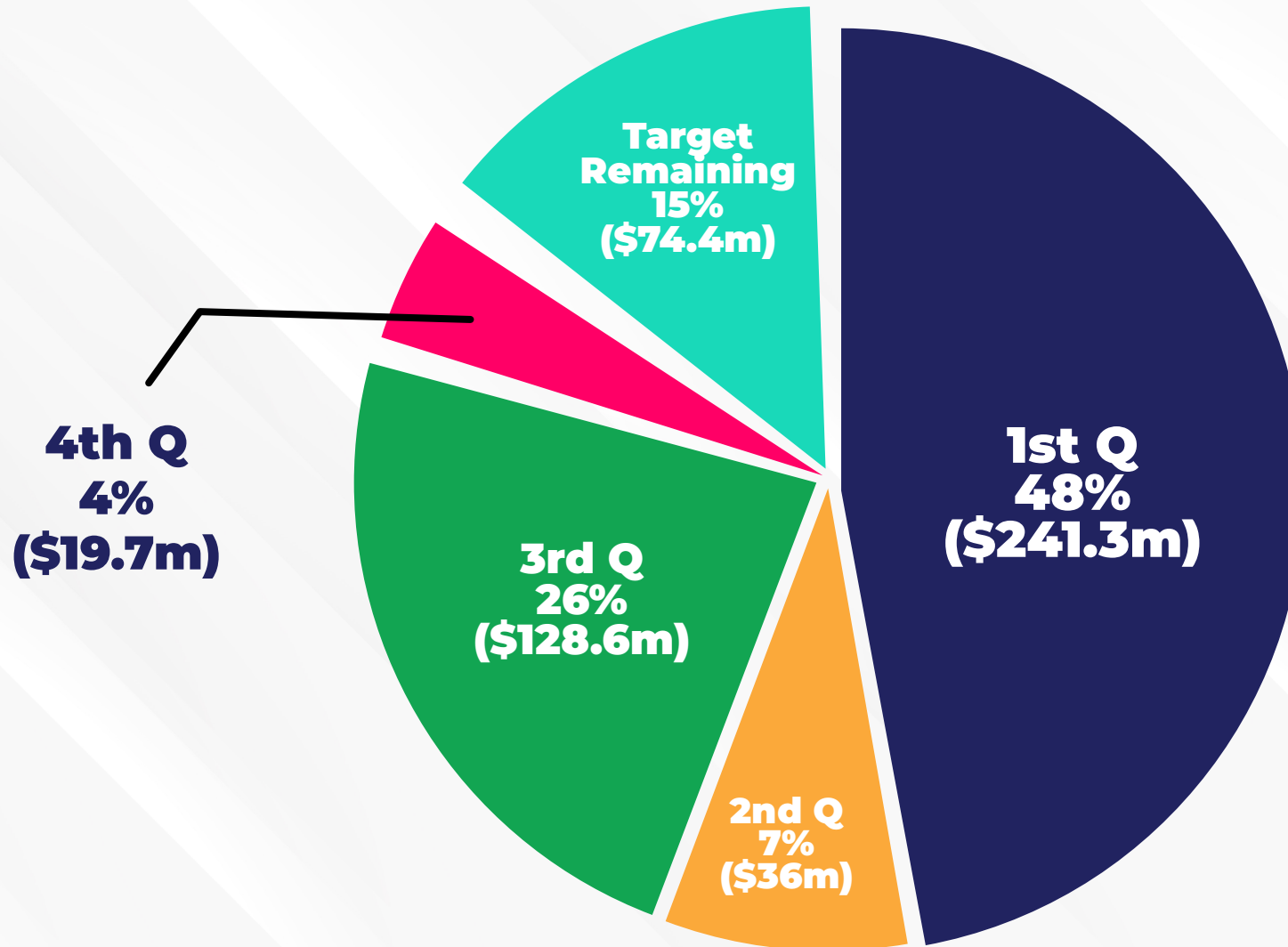
**1.2 Actualized Investments across LGA**



## 2.0 Performance Review

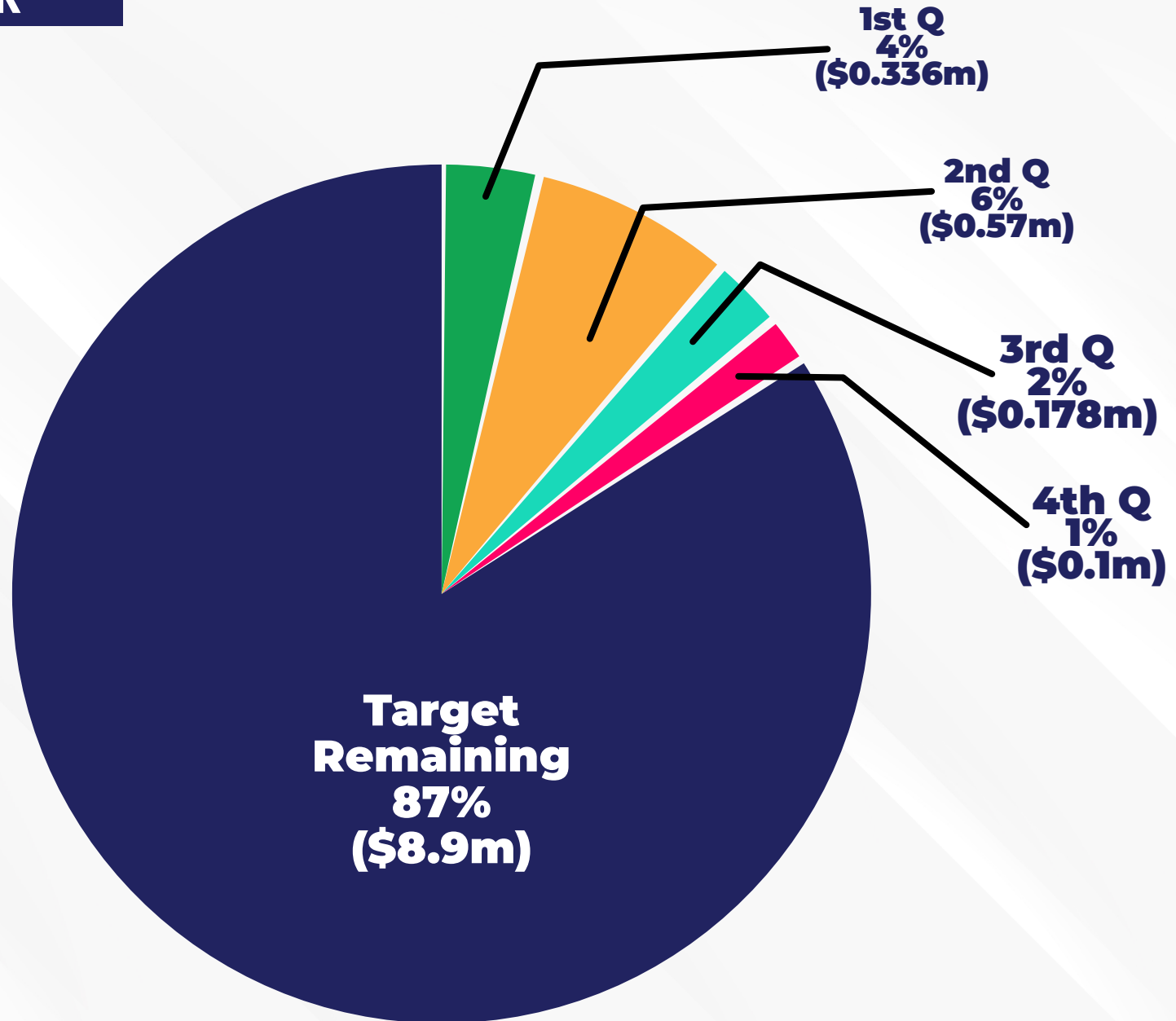
Target vs Achievements

### 2.1 Investment portfolio

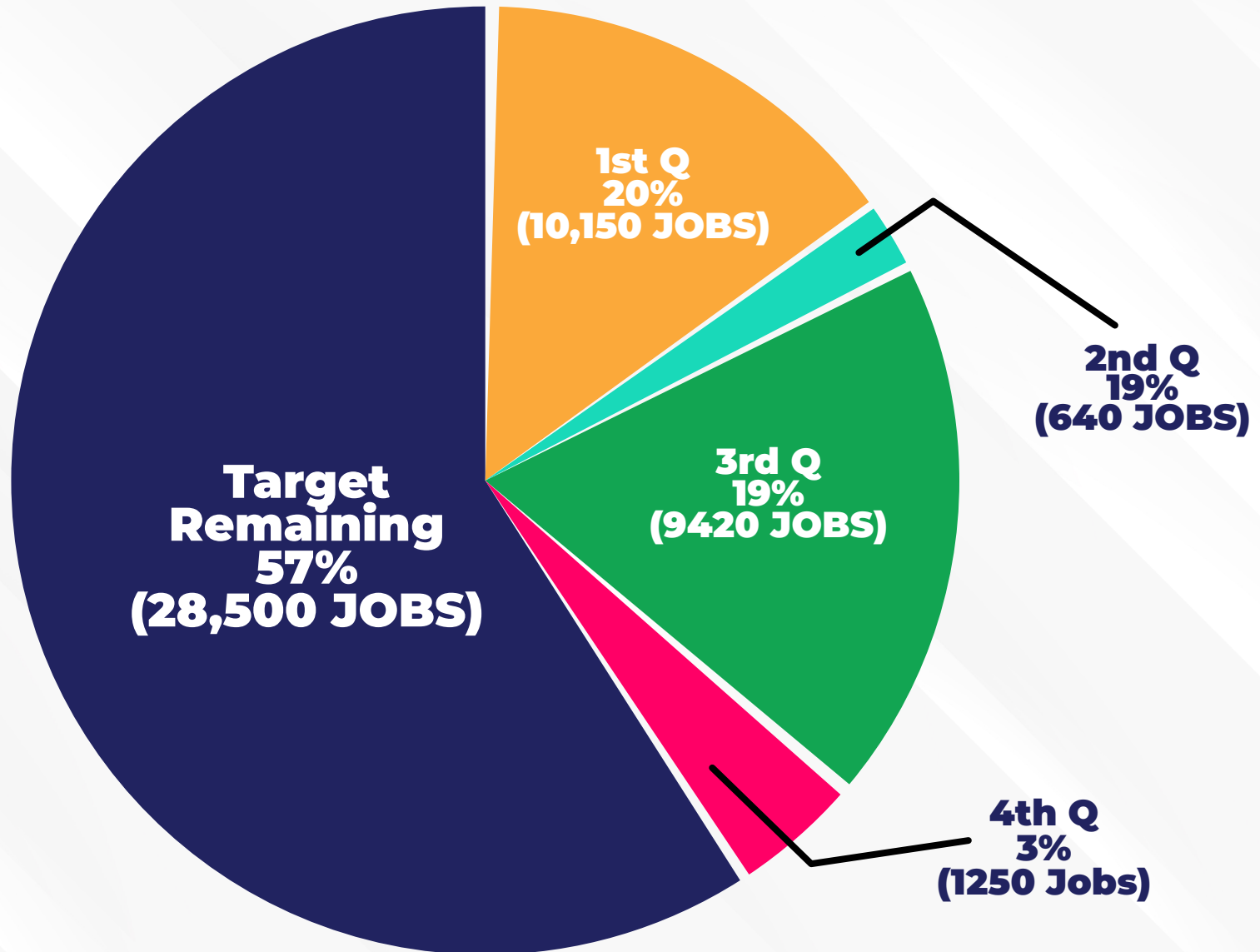


2.2

# IGR



## 2.3 Jobs To Be Created



## 2.4 Performance Appraisal

**ACTUALIZED INVESTMENTS FACILITATED**

**KPI 2022**

**500,000,000**

**Achievements 2022**

**425,600,000**

**85.12%**

**JOBS CREATED**

**KPI 2022**

**50,000**

**Achievements 2022**

**21,500**

**43%**

**TRACKED IGR**

**KPI 2022**

**\$10,000,000**

**Achievements 2022**

**\$1,214,000**

**12.14%**

**KPI 2022**

**Achievements 2022**



# Annexure

## Annexure I: Actualized Investments

S/N	COMPANY INVESTOR	PROJECT DESCRIPTION	SECTOR	LOCATION	LGA	Investment Worth (\$)	No Expected Jobs to be created
1	Maitala Integrated	<i>Tomato Farming</i>	Agro-allied	<i>Kangimi</i>	Igabi	24,038.46	
2	De Lace	<i>General Manufacturing</i>	Manufacturing	<i>Rigasa</i>	Kaduna North	1,682,692.31	
3	Bristol Palace Hotel	<i>Hotel &amp; Hospitality</i>	Tourism	<i>Katuru Road</i>	Kaduna North	9,615,384.62	
4	Amiable Alima International Ltd	<i>Fertilizer Blending</i>	Agro-allied	<i>Sabon Bini</i>	IGABI	1,036,057.69	
5	Brentford Hotel	<i>Hotel</i>	Hospitality & Tourism	<i>Alkali Road</i>	Kaduna North	7,211,538.46	
					<b>TOTAL</b>	<b>19,569,711.54</b>	

## Annexure II: Announced Investments

S/N	COMPANY INVESTOR	PROJECT DESCRIPTION	SECTOR	PROJECT COST (\$)
1	Oely Limited	Sugar farming/Biofuel	Agriculture/manufacturing	\$ 6,639,375.00
2	Zam-Agrochemicals & Fertilizer Company Limited	Fertilizer Blending Plant	Agro-Allied	\$ 28,846,153.85
3	Kabali Integrated Concepts Ltd	Restaurant & Hotel	Hospitality	\$ 8,894,230.77
4	Bhavishya	Farming	Agro-Allied	\$ 721,153.85
5	Jafco Industries Limited	Farming	Agro-Allied	\$ 961,538.46
6	Samir Table- Water	Table water company	Manufacturing	\$ 63,701.92
7	El Sameer International Agro Farms Limited	Feed Mill	Agro-Allied	\$ 120,192.31
8	Global Marori Limited	Rice farming	Agro-Allied	\$ 168,269.23
9	Falke Industries Limited	Farming	Agro-Allied	\$ 600,961.54
10	Absaeed Global Services Limited	Sesame Seed Farming	Agro-Allied	\$ 1,442,307.69
11	Rain Integrated Services Limited	Warehouse	Manufacturing	\$ 240,384.62
12	United Marina Farms	Expansion of Poultry Farms Site	Agro-Allied	\$ 3,319,687.50
13	World Links Oil & Gas	Sheet Manufacturing	Light Manufacturing	\$ 204,326.92
14	Ventoll International Services Limited	Rice Mill	Agro-Allied	\$ 149,038.46
15	Environmental Expressions Limited	Waste Management & Recycling	Waste Management	\$ 8,894,230.77
16	GreenVille LNG	LPG Station	Oil & Gas	\$ 961,538.46
17	Kura Brothers Nigeria Limited	Rice Processing Plant	Agro-Allied	\$ 721,153.85
			<b>TOTAL</b>	<b>\$ 62,948,245.19</b>