



# **KADUNA INVESTMENT PROMOTION AGENCY**

## **QUARTERLY INVESTMENT REPORT**

3rd Quarter 2022 (July - September)

## 1.0

## VIEW OF KADUNA STATE GROSS DOMESTIC PRODUCT (KDGDP) 2013 TO 2020

### Summary

- Services had the highest average contribution at 46.84 % over the period of 8 years, followed by Agriculture at 37.99 % and industry at 15.18%.
- At 3.2 trillion Naira, 2019 had the highest sum of KDGDP and was 65.10% higher than 2013, which had the lowest sum of KDGDP at 1.9 trillion Naira.
- 2019 accounted for 15.40% of sum of KDGDP
- Across all 8 years, sum of KDGDP ranged from 1.9 trillion to 3.2 trillion naira.

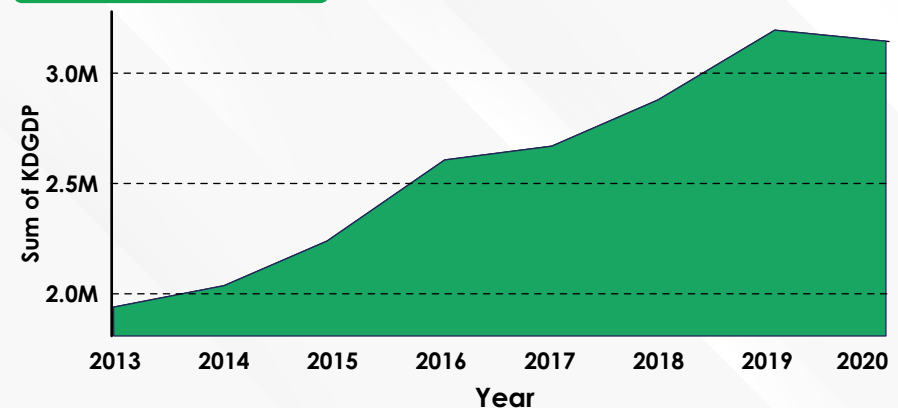
### Kaduna State GDP

Year	KDGP (Million Naira)
2013	1,927,983.66
2014	2,024,099.96
2015	2,250,344.69
2016	2,589,486.90
2017	2,661,430.71
2018	2,886,086.65
2019	3,183,185.87
2020	3,140,920.26

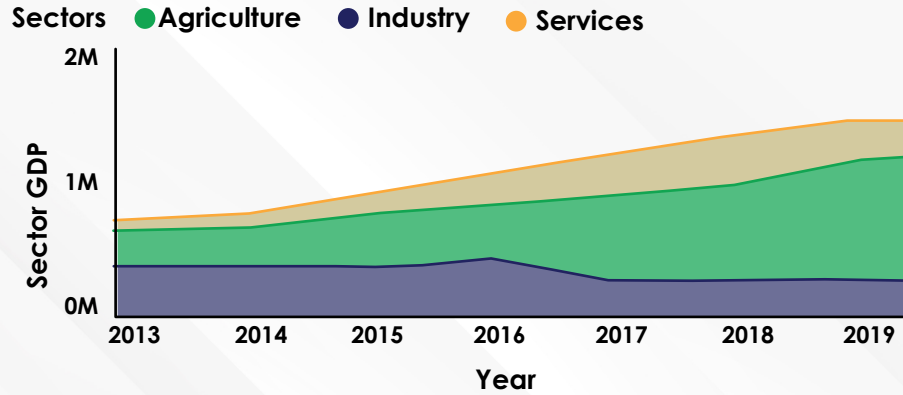
### Kaduna State GDP per capita

Year	KDGP (Million Naira)
2013	256,420.44
2014	261,362.95
2015	282,113.52
2016	315,174.70
2017	314,496.32
2018	331,110.18
2019	346,601.20
2020	331,458.72

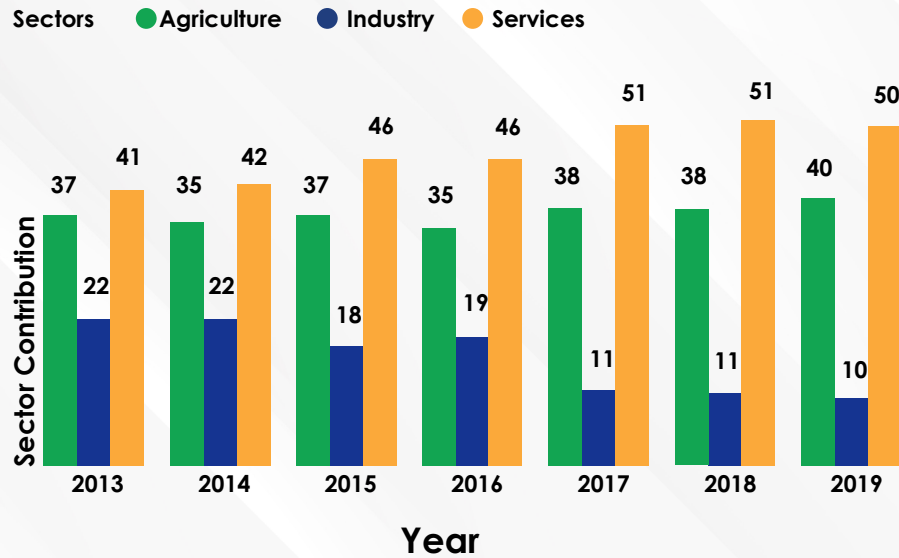
### KDGDP by Year



### KDGGP by Sectors



### Sector Contribution to GDP (%)

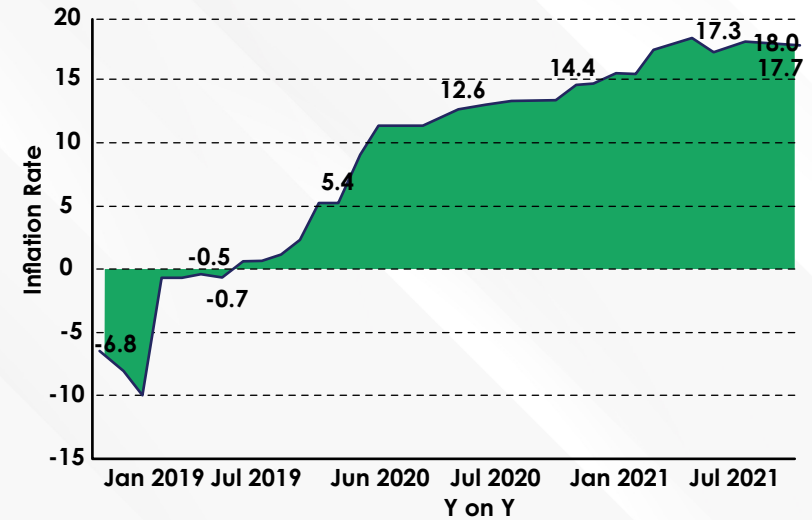


## 2.0 KADUNA STATE INFLATION PROFILE

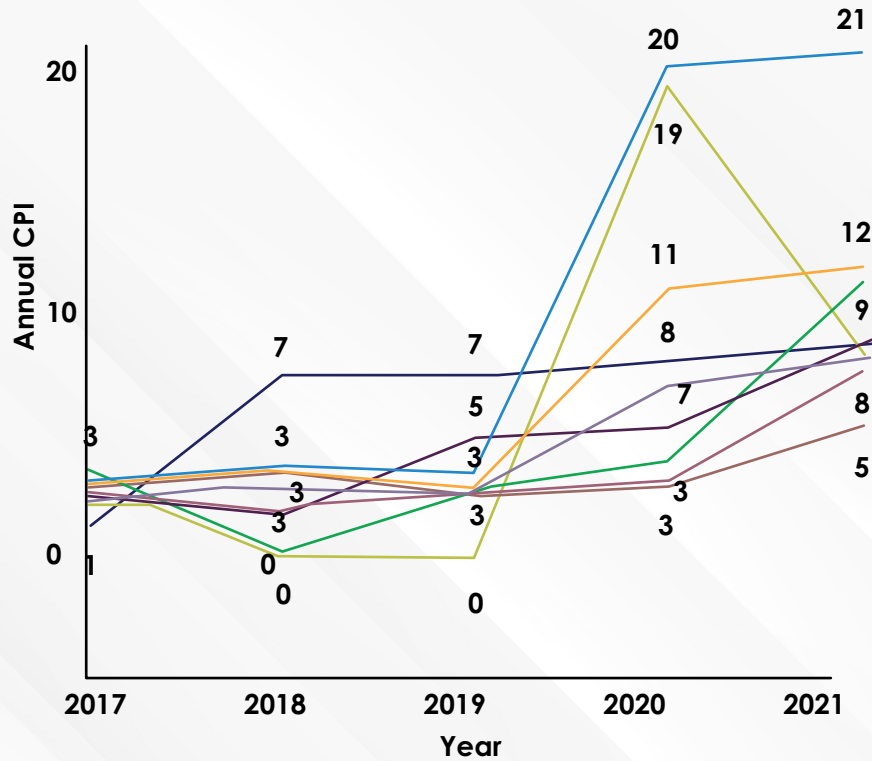
### Summary

- Inflation rate tended up, resulting in a 359.75% increase between Tuesday, January 1, 2019, and Wednesday, December 1, 2021.
- Inflation rate started trending up on Tuesday, September 1, 2022, rising by 35,52 % (4.25) in 1.25 years.
- Inflation rate jumped from -6.83 to 12.79 during tis steepest incline between Tuesday, January 1, 2019 and Saturday, August 1, 2020.

### Inflation Rate



### Inflation Rate by Sectors



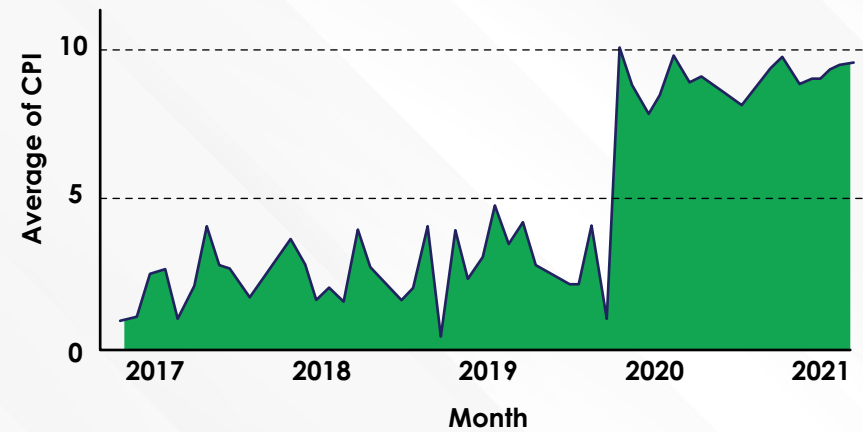
#### KPS

- Accommodation, Fuel and Energy
- Clothing and Footwear
- Furniture and Others
- Major Food Item
- Medical and Health
- Miscellaneous, Goods and Services
- Non Food Item
- Rereation, Entertainment and Education
- Transport and Communication

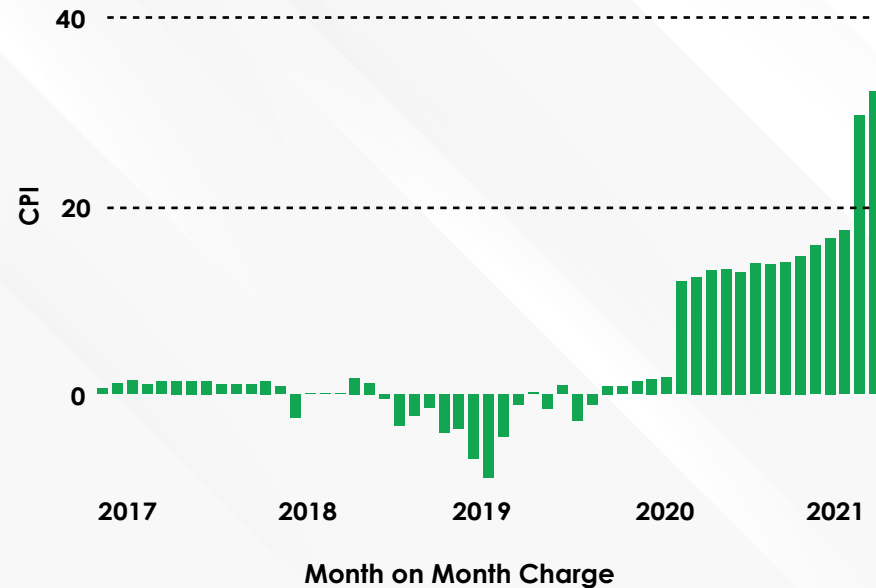
## 3.0 KADUNA STATE CONSUMER PRICE INDEX (CPI)

### SUMMARY 2017-2021

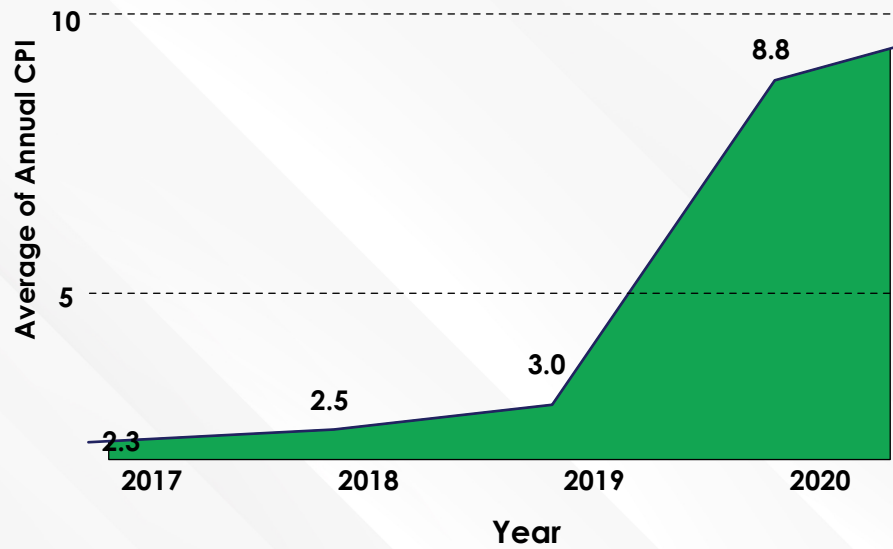
#### Average of CPI by Month



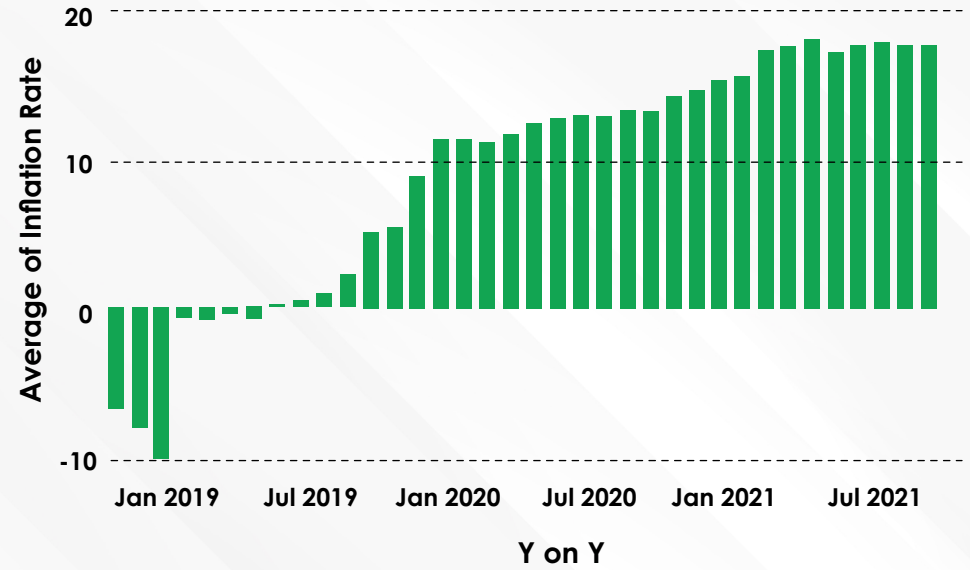
#### CPI by Month on Month change



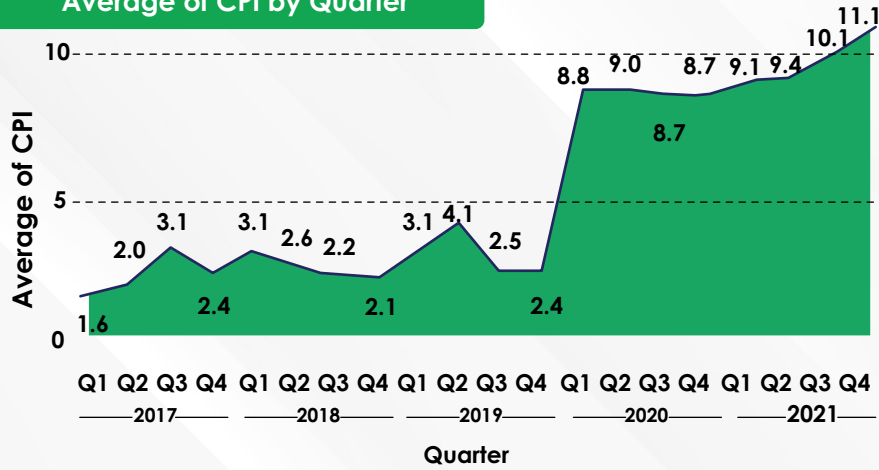
**Average of Annual CPI by Year**



**Inflation Rate by Year on Year**



**Average of CPI by Quarter**

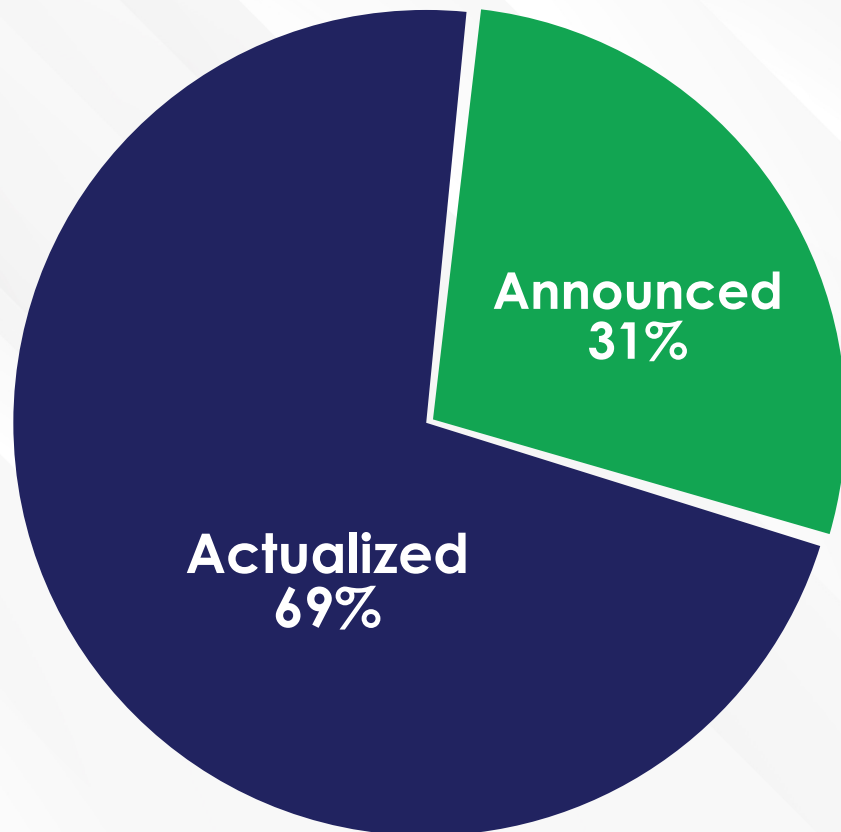


Source: Kaduna State Bureau of Statistics

## 4.0 Investment Portfolio

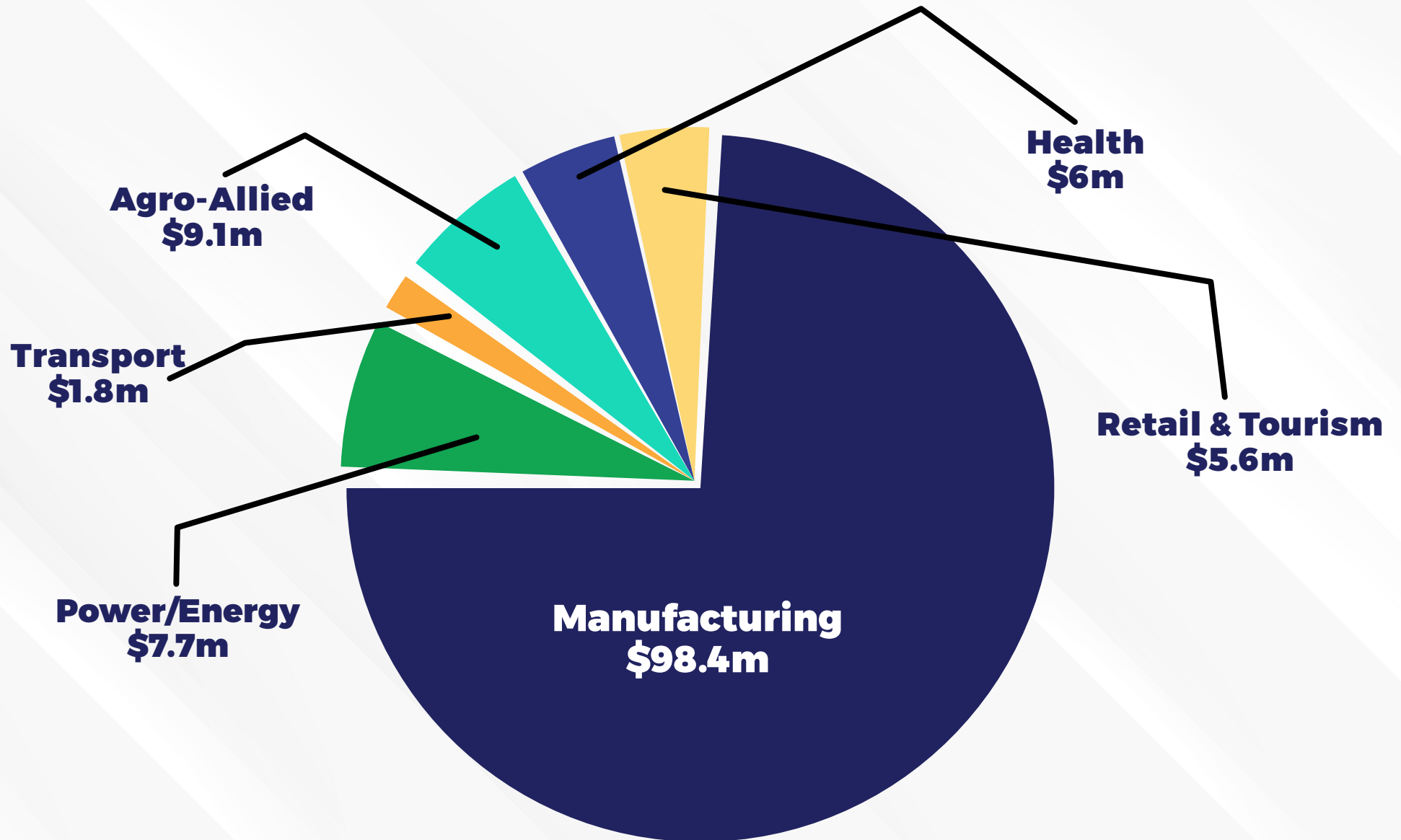
As at Second Quarter 2022, the State's Investment Portfolio tallied at **\$4.35B**. Going by the Economic Outlook of the State and the current slowdown of the Global Economy, this quarter (3rd Quarter, 2022), the Agency's Investment Figures are as follows:

- **20 out of 27 investments** were actualized in the various sectors and in different LGAs as disaggregated in page 2-3, to the tune of **\$128.66m**.
- The **27 total investments** recorded both announced & actualized amounted to a sum **\$187.2m**, Thereby increasing the overall portfolio to **\$4.54B**.

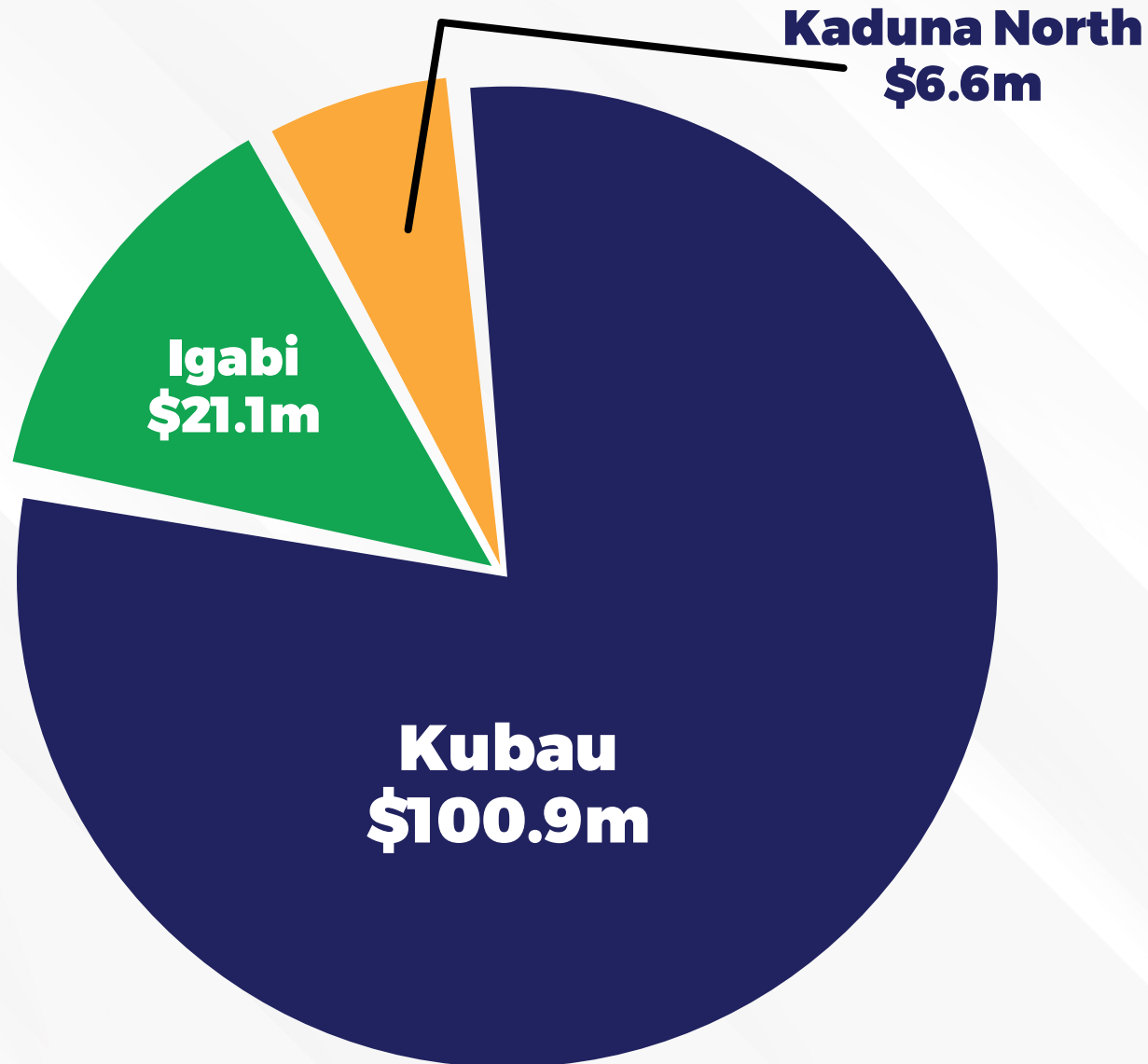


Actualized	\$128,662,015.62
Announced	\$58,504,614.00
Total	\$187,166,629.62

## 4.1 Actualized Investments across Sector



## 4.2 Actualized Investments across LGA

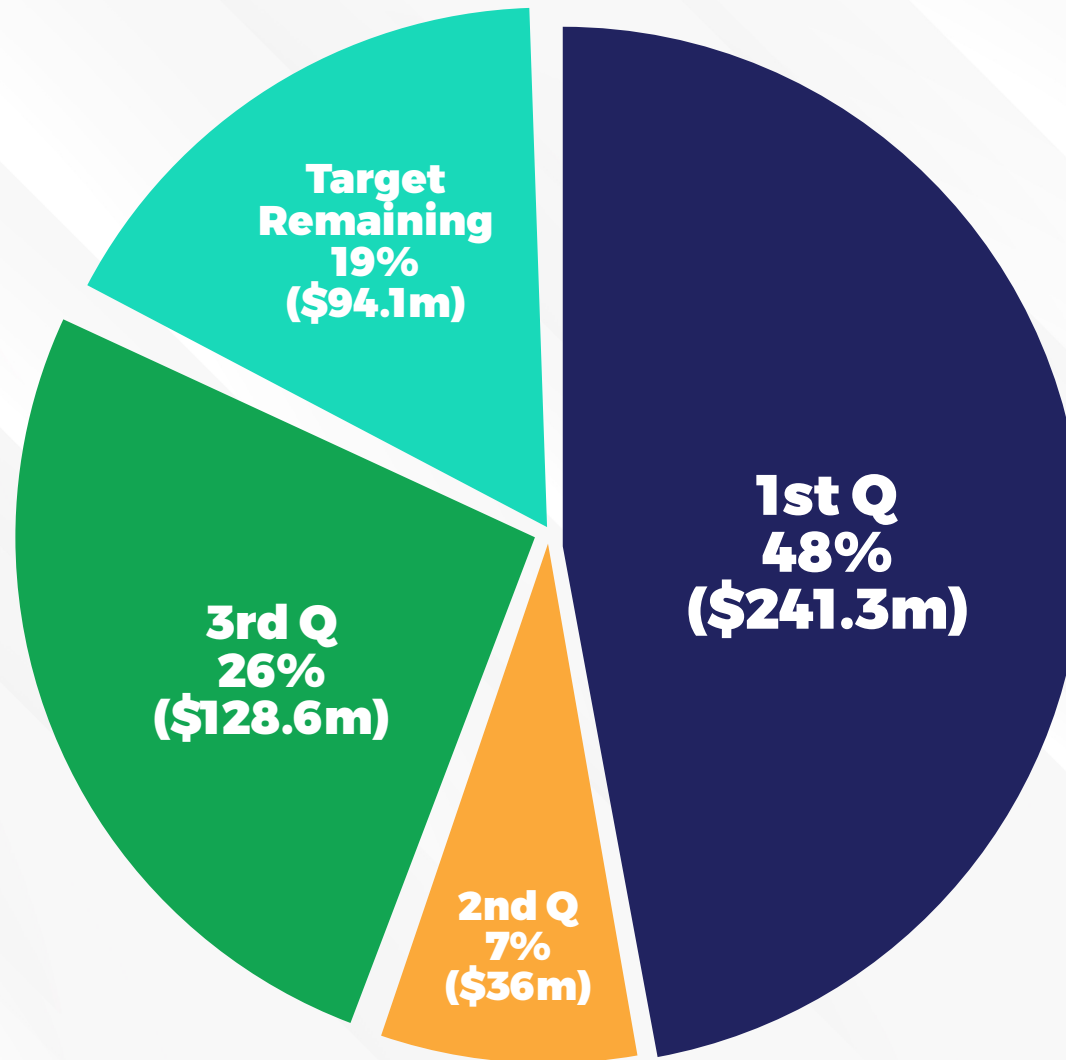




## 5.0 Performance Review

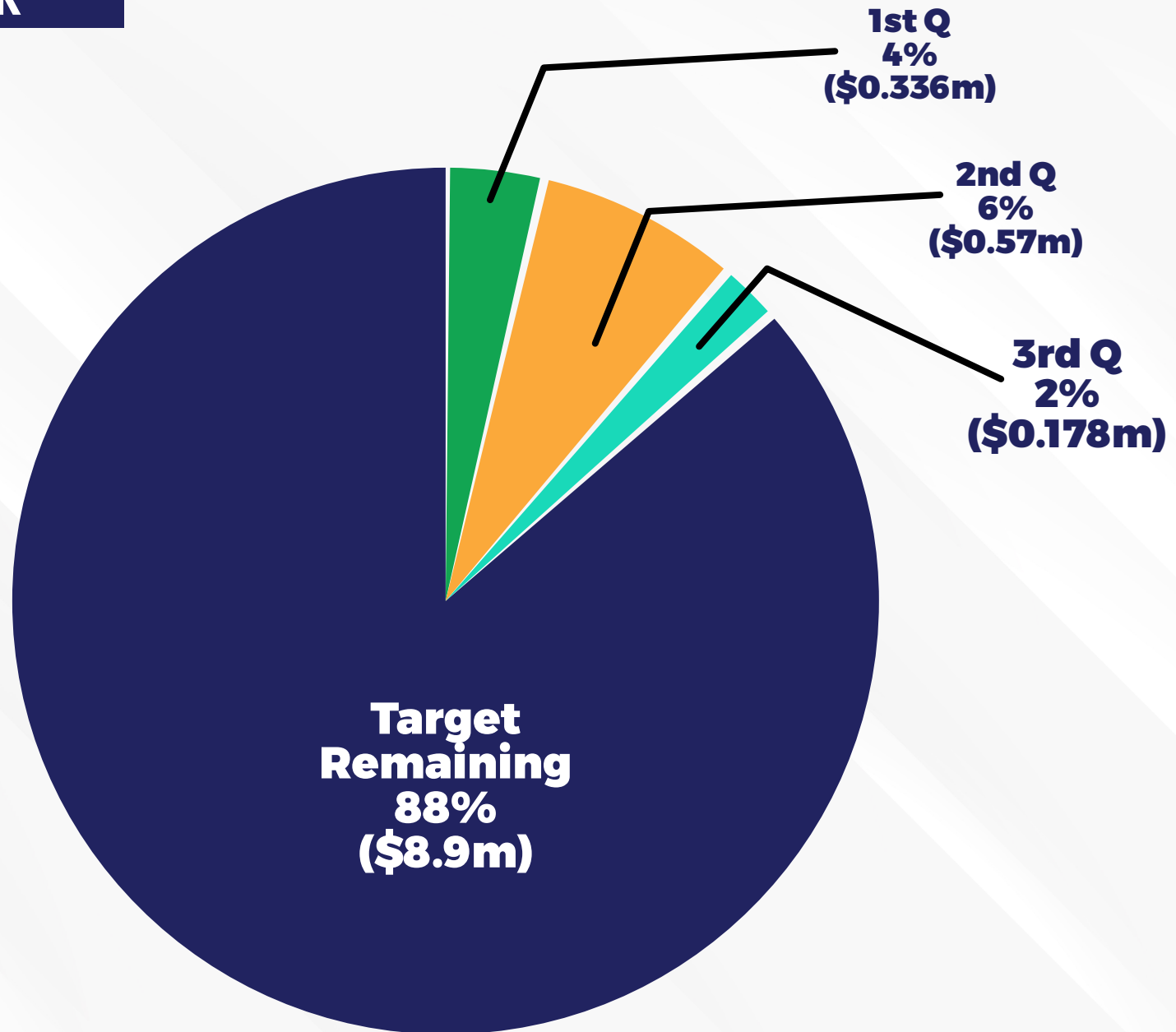
Target vs Achievements

### 5.1 Investment portfolio

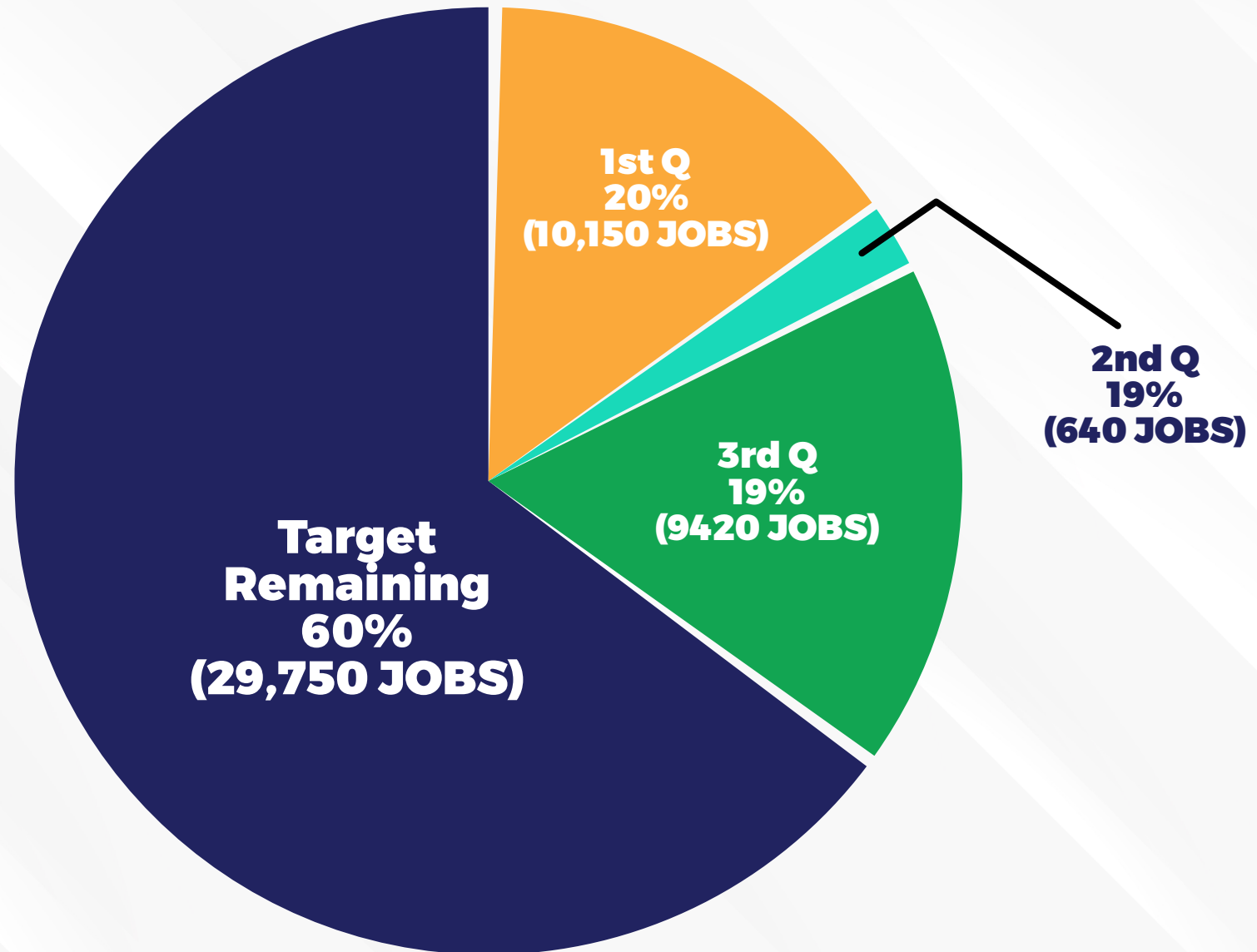


5.2

# IGR



### 5.3 Jobs To Be Created



## Annexure I

### Actualized Greenfield Investments

S/N	Company/Investor	Project Description	Sector	LGA	Investment Worth (\$)	No Expected Jobs to be created
1	TAIRENE INTERGRATED SERVICES	<i>Bread and Water production factory</i>	<i>Manufacturing Industry</i>	<i>Igabi</i>	<i>\$1,034,104.27</i>	<i>350</i>
2	GLOVESLY PRO PROJECT	<i>Assembly and Repair Plant (Aircraft)</i>	<i>Aviation</i>	<i>Igabi</i>	<i>\$1,777,251.18</i>	<i>100.00</i>
3	TECHNO QUEST	<i>Liquified Petroleum gas and cylinder plant</i>	<i>Oil and Gas</i>	<i>Igabi</i>	<i>\$7,270,000.00</i>	<i>100.00</i>
4	NIQSTAR	<i>Recreatiuonal Center</i>	<i>Neighbourhood center</i>	<i>Igabi</i>	<i>\$2,000,000.00</i>	<i>100.00</i>
5	THE FABS HOTELS	<i>Hotel</i>	<i>Tourism</i>	<i>Igabi</i>	<i>\$3,554,502.37</i>	<i>250.00</i>
6	FALGATES (FA)	<i>Farmland</i>	<i>Agro-allied</i>	<i>Kubau</i>	<i>\$5,947,867.30</i>	<i>5,000.00</i>
7	TOMREX	<i>Tomato farming and processing factory</i>	<i>Manufacturing</i>	<i>Kubau</i>	<i>\$94,786,729.86</i>	<i>2,000.00</i>
8	TSABTA CLEANING SERVICES	<i>Recycling Plant</i>	<i>Waste to wealth</i>	<i>Igabi</i>	<i>\$189,573.46</i>	<i>250.00</i>
9	H-MEDIX	<i>Pharmacy</i>	<i>Health</i>	<i>Kaduna North</i>	<i>\$5,924,170.62</i>	<i>250.00</i>
10	ASRAMM FARMS	<i>Farming</i>	<i>Agriculture</i>	<i>Igabi</i>	<i>\$1,895,734.60</i>	<i>140</i>

11	Kamilah Farms	Hibiscus and Ginger Processing factory	Agro-allied	Igabi	\$59,241.71	40
12	KHAIRIAH SYNERGY LTD	Warehouse	Agro-allied	Kubau	\$177,725.12	25
13	Annoor	Farming	Agro-allied	Igabi	\$592,417.06	150
14	SUWANA FARMS	FARMING	AGRICULTURE	IGABI	\$61,611.37	50
15	EL-KHALIL	Maize processing	Agro-allied	IGABI	\$402,843.60	120
16	Maryam Pharmacy	Pharmacy	Health	Igabi	\$165,876.78	40
17	Rexxon oil and gas	Petrol Station	Oil and Gas	Kaduna North	\$473,933.65	50
18	MKR trading	bottle water plant	MANUFACTURING INDUSTRY	Kaduna North	\$236,966.83	75
19	ISIIYAKA BROTHERS NIG LTD	ROOFING SHEET FABRICATION AND MANUFACTURING	MANUFACTURING INDUSTRY	IGABI	\$1,204,814.00	230
20	FODIOS.G AND SOND LTD	NAIL MANUFACTURING	MANUFACTURING INDUSTRY	IGABI	\$426,540.28	100
				<b>TOTAL</b>	<b>\$128,662,015.62</b>	<b>9420</b>

## Announced Greenfield Investments

S/N	Company/Investor	Project Description	Sector	Investment Worth (\$)	No Expected Jobs to be created
1	CAREXIA PHARMACEUTICAL	<i>Pharmaceutical project</i>	Health	\$217,227.49	40
2	MAITALA INTERGRATED FARMS LTD	<i>Tomato Farming</i>	Agro-allied	\$177,725.12	40
3	ADE GLOBAL LINKS	<i>Farming</i>	Agro-allied		100
4	ADE GLOBAL LINKS LTD	<i>Warehouse</i>	Agro-allied	\$56,500,000.00	57
5	DARIYA GLOBAL MILL LTD	<i>Tomato Farming</i>	Agro-allied	\$284,360.19	75
6	DE-LACE INTERNATIONAL	<i>Garment Manufacturing</i>	MANUFACTURING INDUSTRY		
7	TERRIFIC ENGINEERING LTD	<i>Infrastructural Development</i>	INFRASTRUCTURE	\$1,325,301.20	
<b>Total</b>				<b>\$58,504,614</b>	<b>312</b>

\*\*\*\* Exchange Rate used 422 Naira = 1 Dollar

**THANK**  
**YOU**